

1. GENERAL INFORMATION

1.1 Dealer Information

Dealer Name
Date (MM/DD/YY)

1.2 Shipping Information

Contact
Address
City
Province/State
Postal Code/ZIP
Phone
Email

1.3 Project

Project Name/Reference
Purchase Order#

1.4 Type of Delivery

☐ Pick-up at Terminal
☐ Loading Dock
☐ Liftgate - Ground Delivery
☐ Onsite Forklift
☐ Flatbed and Forklift
☐ Pick-up AMG Facility

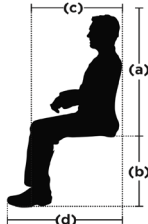
2. USER DETAILS

2.1 USER DETAILS

TYPE OF STAIR LIFT

☐ STANDARD Can hold up to 275lbs
☐ HEAVY DUTY Can hold up to 350lbs

| | USER 1 | USER 2 |
|-------------------|-----------------------|--------|
| SEAT TO HEAD (a) | | |
| SEAT TO FLOOR (b) | | |
| BACK TO KNEE (c) | | |
| BACK TO TOE (d) | | |
| WEIGHT | | |
| NONE PROVIDED | <input type="radio"/> | |



**User assessments are provided by company representative and AmeriGlide hold no responsibility for the information provided, nor the mobility of the user.*

3. SITE DETAILS

3.1 SITE DETAILS

| | | | |
|-------------------------|---------------------------|------------------------------|---------------------------|
| STAIR CONSTRUCTION | | | |
| UNDERFLOOR HEATING | <input type="radio"/> YES | <input type="radio"/> NO | |
| LEFT HANDRAIL REMOVAL | <input type="radio"/> YES | <input type="radio"/> NO | <input type="radio"/> N/A |
| RIGHT HANDRAIL REMOVAL | <input type="radio"/> YES | <input type="radio"/> NO | <input type="radio"/> N/A |
| POWER OUTLET LOCATION | <input type="radio"/> TOP | <input type="radio"/> BOTTOM | |
| DISTANCE OUTLET TO RAIL | | | |
| | IN. | | |

3.2 BULKHEAD

| | RISER | HEIGHT |
|----------|-------|--------|
| NUMBER 1 | | |
| NUMBER 2 | | |
| NUMBER 3 | | |

4. RAIL DETAILS

4.1 INSTALLATION SIDE

☐ LEFT
☐ RIGHT

4.2 RAIL COLOR

☐ WHITE (RAL 9010) *STANDARD
☐ BLACK (RAL 9005)
☐ BROWN (RAL 8011)
☐ UNPAINTED
☐ NONE (if carriage only)

4.3 FOOT COVERS

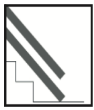
☐ YES
☐ NO

4.4 WALL BRACKETS

☐ YES
☐ NO

INFINITY STAIR LIFT

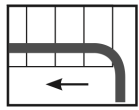
4.5 LOWER RAIL START



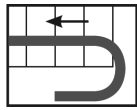
☐ STANDARD



☐ DROP START
340 mm Min



☐ 90° BEND



☐ 180° BEND



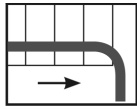
☐ HORIZONTAL
OVERRUN

LENGTH

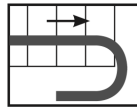
4.6 UPPER RAIL FINISH



☐ STANDARD



☐ 90° BEND



☐ 180° BEND



☐ HORIZONTAL
OVERRUN

LENGTH

Please note special bends on survey sheet

4.7 EXTRA CHARGE POINTS (2 INCLUDED)

NUMBER 1

NUMBER 2

NUMBER 3

RISER NO.

4.8 EXTRA REMOTE CONTROLS (2 INCLUDED)

QTY:

5. CARRIAGE DETAILS

5.1 CARRIAGE TYPE

- ☐ INFINITY
☐ RAIL ONLY

5.2 SWIVEL TYPE

- ☐ MANUAL
☐ POWERED

5.3 LOADING BAR/INSTALLATION TOOL

Recommended for First Order

- ☐ YES
☐ NO

NOTE: Armrest control is now right hand as standard. Please enquire about left hand control options.

NOTE: Each seat comes with a retractable seatbelt as standard. Please enquire about custom seatbelt options.

5.4 COLOR



☐ ORIGINAL



☐ BLUE



☐ BROWN



☐ GREY



☐ RED

NOTE: Original (beige) is the standard color option. Other colors could require extra charges.

5.5 CUSTOMER NOTES

6. SURVEY DETAILS

6.1 SURVEY TYPE

☐ MANUAL
 ☐ DXF / DWG
 ☐ PHOTOSURVEY

| RISER NUMBER | RISER HEIGHT | EXTERNAL TREAD DEPTH | INTERNAL TREAD DEPTH |
|-----------------|-----------------|----------------------------|----------------------------|
| 1 | | | |
| 2 | | | |
| 3 | | | |
| 4 | | | |
| 5 | | | |
| 6 | | | |
| 7 | | | |
| 8 | | | |
| 9 | | | |
| 10 | | | |
| 11 | | | |
| 12 | | | |
| 13 | | | |
| 14 | | | |
| 15 | | | |
| 16 | | | |
| 17 | | | |
| 18 | | | |
| 19 | | | |
| 20 | | | |
| 21 | | | |
| 22 | | | |
| 23 | | | |
| 24 | | | |
| 25 | | | |
| 26 | | | |

| | FLIGHT 1 | FLIGHT 2 | FLIGHT 3 | FLIGHT 4 |
|--------------------------------|----------|----------|----------|----------|
| 1. No. of Risers | | | | |
| 2. Minimum Width | | | | |
| 3. Total Vertical | | | | |
| 4. Total Horizontal | | | | |
| 5. Pitch Length | | | | |

*If survey type is 'Photosurvey' and a spiral rail is required, please complete the riser table (left) and rows 1, 2 and 3 in the above table.

DISTANCE TO BOTTOM OBSTRUCTION

mm

DISTANCE TO TOP OBSTRUCTION

mm

MAXIMUM LEFT HAND OBSTRUCTION

mm

MAXIMUM RIGHT HAND OBSTRUCTION

mm

7. MANUAL SURVEY SHEET